





## LANDICE

With your first step onto a Landice treadmill you become part of a unique workout experience — one that delivers a health-club quality workout in the privacy of your own home.

This is the philosophy that underlies the design of the L Series treadmills. Built to full institutional standards, these treadmills offer the latest in engineering technology combined with old-fashioned American craftsmanship.

Soft styling enables these treadmills to blend into any environment, but don't be fooled by their refined looks and whisper-quiet operation. Underneath the hood is the raw power of a **4 horsepower** continuous-duty drive motor.

Landice has manufactured treadmills for over 40 years. We have placed over 100,000 units in the harshest commercial environments. Because we use the same time-tested commercial grade components in all our treadmills, only Landice can offer a residential bumper-to-bumper Assignable Lifetime Warranty.

### #1 Rated Company

*Landice is consistently rated #1 by the world's leading consumer magazines. In a "Runner's World" magazine survey of over 2,000 users who owned or used a Landice at a gym or corporate fitness center, Landice was rated number one in customer satisfaction.*



# **LANDICE**

L Series Treadmills are available in two frame sizes; L7 and L8.

Each frame is available with your choice of four control panels and two shock absorption systems.

## L Series Features

- 0.5 to 12.0 mph speed range
- 15% grade elevation
- 4 HP continuous-duty drive motor
- 1-inch thick reversible deck
- Rust-free aluminum frame
- Integrated reading / accessory rack
- iPod pocket with Landice PodGrip™
- Personal cooling fan
- High powered stereo speaker system

## L8 Frame Highlights

- 22" x 63" four-ply treadbelt
- 3-1/2" diameter, 22-pound steel rollers
- 500-pound user weight capacity
- 35" x 83" footprint

## L7 Frame Highlights

- 20" x 58" four-ply treadbelt
- 2-1/2" diameter, 14-pound steel rollers
- 400-pound user weight capacity
- 35" x 76" footprint

## L Series Shock Absorption Systems

- Standard VFX Shock Absorption (5 times softer-than-grass)
- Optional Orthopedic Shock Absorption (7 times softer-than-grass)

## L Series Options

- Landice Vision System - 15" TV with built-in DVD player
- Tablet Bracket holds an iPad or a variety of other devices for ease of use and optimal viewing angles
- VESA-D Bracket - Mount your own TV or computer monitor

# High-Tech Entertainment Center

Standard on all Landice Treadmills



\*iPhone, iPod, MP3 not included

\*\*Optional on Pro Trainer and Pro Sports Treadmills

# EXECUTIVE CONTROL PANEL



The Executive panel features a computer-animated video display with state-of-the-art graphics.

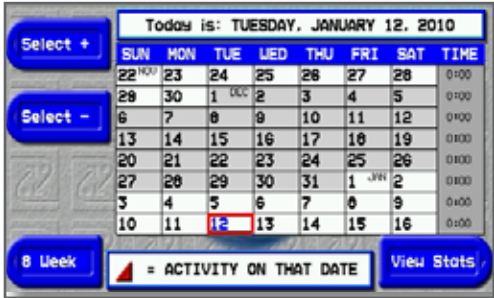
High-Tech Entertainment Center not shown

- Numeric keypad for easy data entry
- 5 Built-in programs with variable time, speed and elevation
- 5 User-defined programs
- Time, distance, and calorie goal programs
- 6 fitness tests: Balke, Firefighter, Army, Navy, USMC, USAF
- 2 Built-in heart-rate monitoring programs
- 4 User-defined heart-rate monitoring programs
- Displays data in English or metric configurations
- Standard wireless-chest-strap heart-rate monitoring system
- Standard AccuTrack contact heart-rate monitoring system

VERTICAL SITUATION INDICATOR



TRAINING CALENDAR



USER SELECTABLE SCENERY



TRACK WITH RACE MODE



EXERCISING SAVINGS ACCOUNTS



# CARDIO CONTROL PANEL



The Cardio panel features a two-color, hi-definition, motivational display.

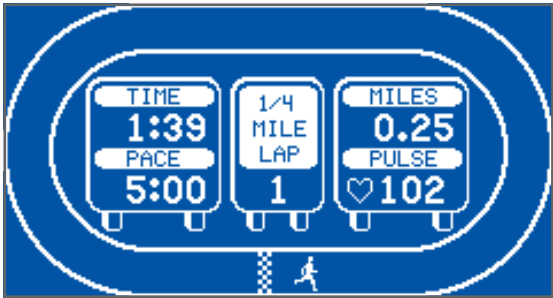
High-Tech Entertainment Center not shown

- Numeric keypad for easy data entry
- 5 Built-in programs with variable time, speed and elevation
- 5 User-defined programs
- Time, distance, and calorie goal programs
- 3 Fitness tests: Balke, Firefighter, Army
- 2 Built-in heart-rate monitoring programs
- 2 User-defined heart-rate monitoring programs
- Displays data in English or metric configurations
- Standard wireless-chest-strap heart-rate monitoring system
- Standard AccuTrack contact heart-rate monitoring system

PERSONALIZED DISPLAY



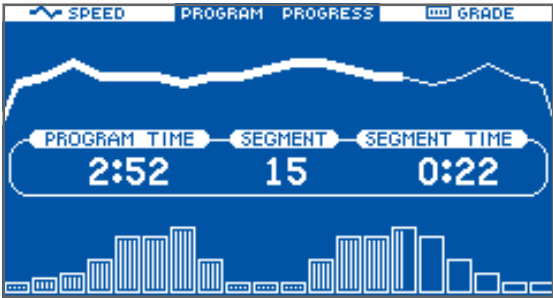
TRACK DISPLAY



STATISTICS DISPLAY



PROGRAM DISPLAY



# PRO SPORTS CONTROL PANEL

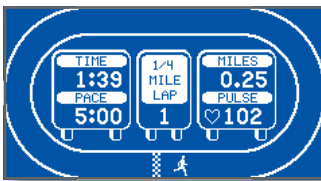


High-Tech Entertainment Center not shown  
The Pro Sports panel features a two-color, hi-definition, motivational display.

### PERSONALIZED DISPLAY



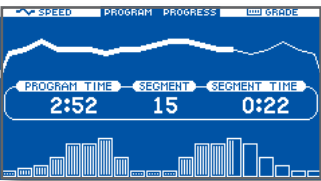
### TRACK DISPLAY



### STATISTICS DISPLAY



### PROGRAM DISPLAY



- Numeric keypad for easy data entry
- 5 Built-in programs with variable time, speed and elevation
- 5 User-defined programs
- Displays data in English or metric configurations
- Standard wireless-chest-strap heart-rate monitoring system
- **Optional AccuTrack contact heart-rate monitoring system**

# PRO TRAINER CONTROL PANEL

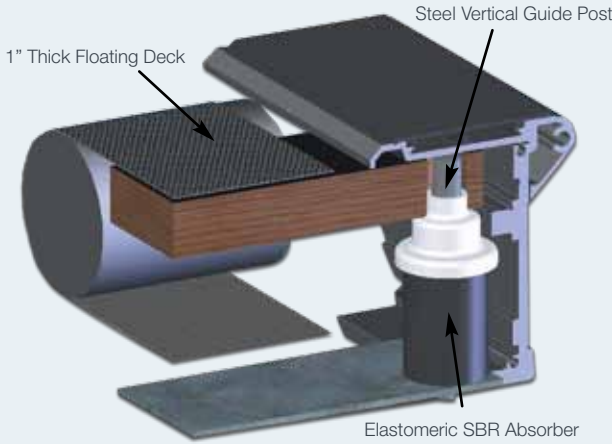


High-Tech Entertainment Center not shown  
The Pro Trainer panel features built-in and user-defined programs with an easy to use LED display.

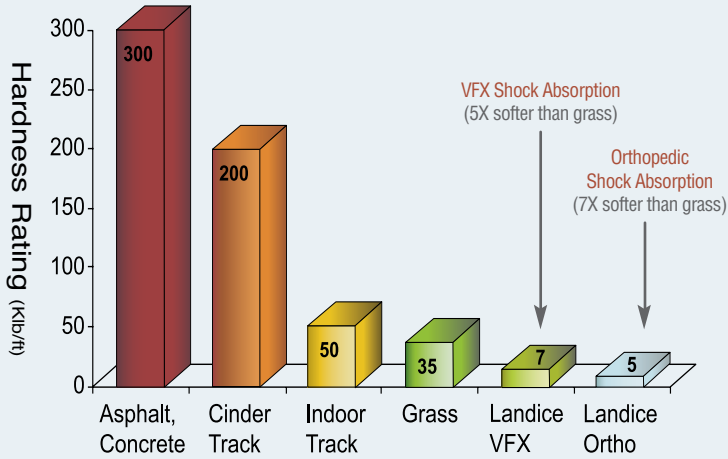
- Statistics display showing: Time, Distance, Speed, Elevation, Calories, Pace and Optional Pulse
- Dedicated Speed Display
- 5 Built-in programs with variable time and speed
- 2 User-defined programs
- **Optional AccuTrack contact heart-rate monitoring system**
- **Optional wireless-chest-strap heart-rate monitoring system**

# LANDICE SHOCK ABSORPTION SYSTEMS

Landice is the industry leader in treadmill shock absorption. Our system is based on the latest medical research to provide optimal comfort, smoothness and reliability while reducing the risk of injury.



Landice offers two levels of shock absorption.



Located beneath the deck, six elastomeric SBR absorbers are specifically tuned to a runner's stride. Landice's unique steel guide-post design guides the deck in the vertical direction eliminating side-to-side motions which can be harmful to joints and knees.


## VFX SHOCK ABSORPTION SYSTEM - 5 TIMES SOFTER THAN GRASS (Standard)

Designed for walkers and runners seeking significant impact reduction while maintaining a realistic outdoor feel.



## ORTHOPEDIC SHOCK ABSORPTION SYSTEM - 7 TIMES SOFTER THAN GRASS (Optional)

Provides the ultimate reduction of impact on joints and knees.



# Landice Vision System

Turn your L Series Treadmill into an entertainment center with the Landice Vision System option. Our gorgeous 15" liquid-crystal display includes a side-loading DVD player and a built-in TV tuner.



Stream movies and digital content to the 15" display with our optional 30 pin iPod audio/video cable

The Landice Vision System carries the display manufacturer's 1 year parts warranty. iPod not included.



Plug your TV cable directly into the bottom of our treadmill to watch your favorite shows



Mount your own TV or computer monitor with our optional VESA-D bracket.



Stream movies and digital content to the 15" display with our optional 30 pin iPod audio/video cable.

# Landice Tablet Bracket

Enjoy all the internet has to offer with the Landice Tablet Bracket option. Our proprietary adjustable clamp securely holds your iPad, Android tablet, or electronic reader in the perfect position for surfing the internet or viewing your favorite digital content. Mount and dismount your digital device in less than a second.



Changes size to hold a variety of devices in vertical or horizontal positions.

Six degrees of freedom allows station to tilt, move up and down, forward and back, in order to achieve your perfect ergonomic position.

iPad, iPod, Android tablet, electronic reader not included.



Changes size to hold digital device in either vertical or horizontal positions.



Six degrees of freedom allows unit to tilt, move up and down, forward and back.



The Tablet Bracket comes with a 7" or 10" docking station.

# [ Life•time ] [ War•ran•ty ]

***noun:** The period of time during which an individual is alive.*

***noun:** A legally binding guarantee attesting to the quality and durability of a product.*

**All Landice residential treadmills feature an assignable bumper-to-bumper Lifetime Warranty on all parts, including wear items.**

## IT'S ABOUT THE DETAILS

Landice has manufactured treadmills for over 40 years. We have placed over 100,000 treadmills in the harshest commercial environments. Because we use the same time-tested commercial grade components in all our products, only Landice can offer a Lifetime Residential Warranty.



American-made 4 horsepower continuous-duty drive motor provides 0.5 mph to 12 mph speed range.

► **Runs cooler, lasts longer.**



Compare our cast metal end caps to our competitor's plastic ones.

► **Never break when stepped on.**



1000-pound thrust elevation motor is 33% stronger than the nearest competitor's.

► **Smooth operation, extended life.**

Molded iPod® pocket with non-slip Landice PodGrip™ surface.

► **Keeps your iPod® conveniently in place.**



1-inch thick, reversible deck with 4-ply treadbelt.

► **Maintenance-free durability.**



Rust-free aluminum frames with up to a 500 pound user weight capacity.

► **Built to last a lifetime.**



**If you are looking for a treadmill from a company that makes lifetime commitments, call 1-800-LANDICE**



sales@landice.com ▪ www.landice.com ▪ 800-LANDICE

